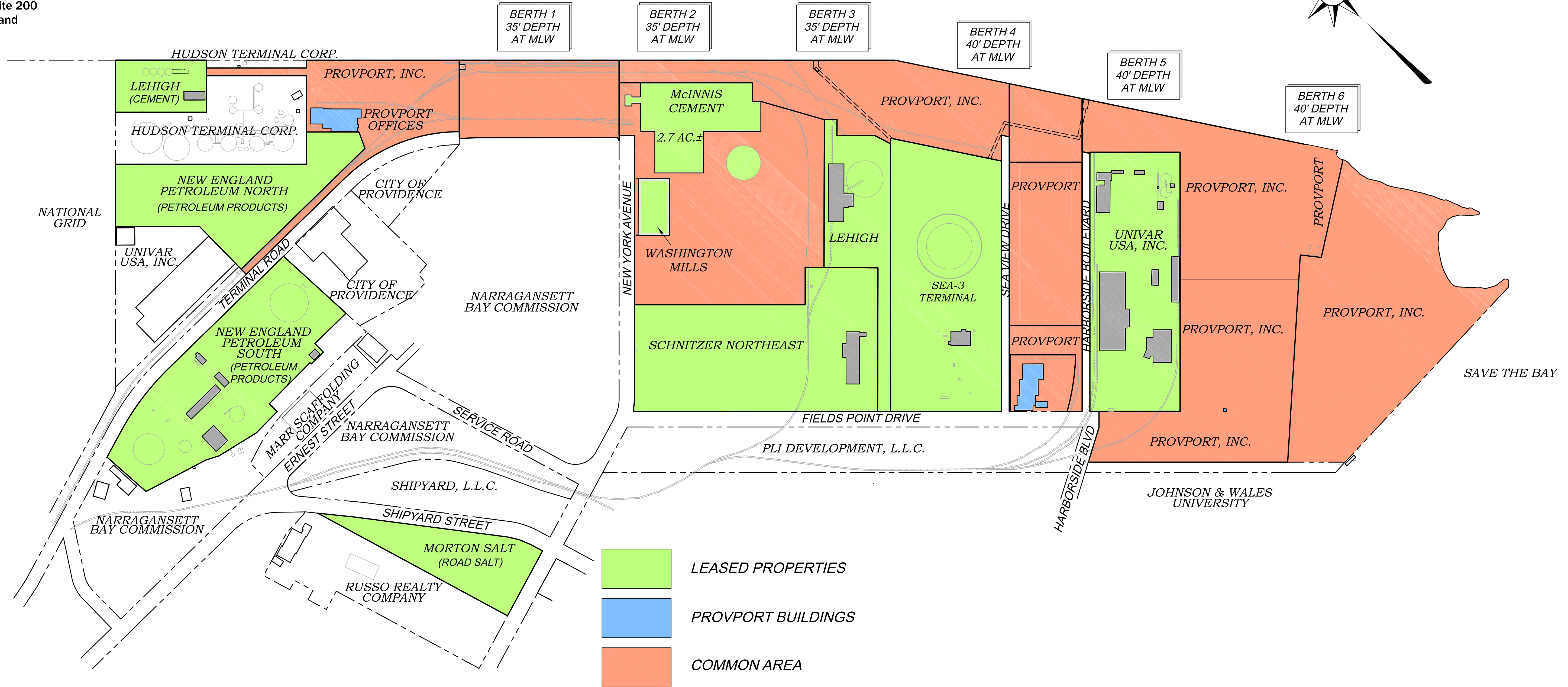



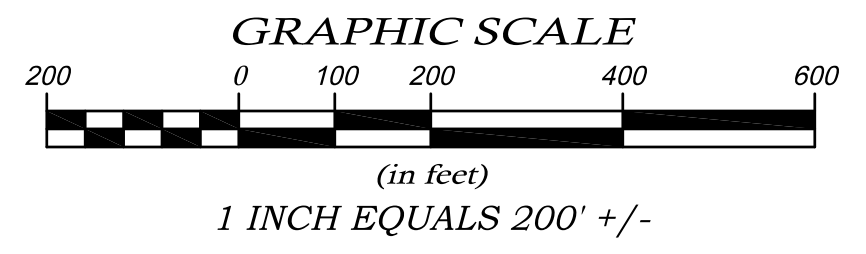


35 Terminal Road, Suite 200
 Providence, Rhode Island
 02905-5507
 401.781.4717
 401.461.6240
 www.provport.com

PROVIDENCE RIVER
 40' CHANNEL



- LEASED PROPERTIES
- PROVPORT BUILDINGS
- COMMON AREA



COPYRIGHT
 THESE DRAWINGS ARE THE PROPERTY OF THE ENGINEER SURVEYOR AND HAVE BEEN PREPARED FOR THE OWNER FOR THIS PROJECT AT THIS SITE AND ARE NOT TO BE USED FOR ANY OTHER PURPOSE, LOCATION OR OWNER WITHOUT WRITTEN CONSENT OF THIS OWNER OR ONE OF ITS DIRECTORS.

NO.	DATE	REVISION	CHECKED BY
PROJECT NO: R98.121 SCALE: 1" = 200' +/- DATE: 08/26/2020 DRAWN BY: MS/BJT CHECKED BY: RSL			FILENAME: 35_TERMINAL_ROAD_SUITE_200_LP-1.dwg 1 of 1 SHTS DRAWING # LP-1
PROVPORT, INC. 35 TERMINAL ROAD - SUITE 200 PROVIDENCE, RHODE ISLAND 02905			
			46 Sutton Avenue East Providence, RI Phone: (401) - 438 - 5775 Fax: (401) - 438 - 5773 www.watermanengineering.net